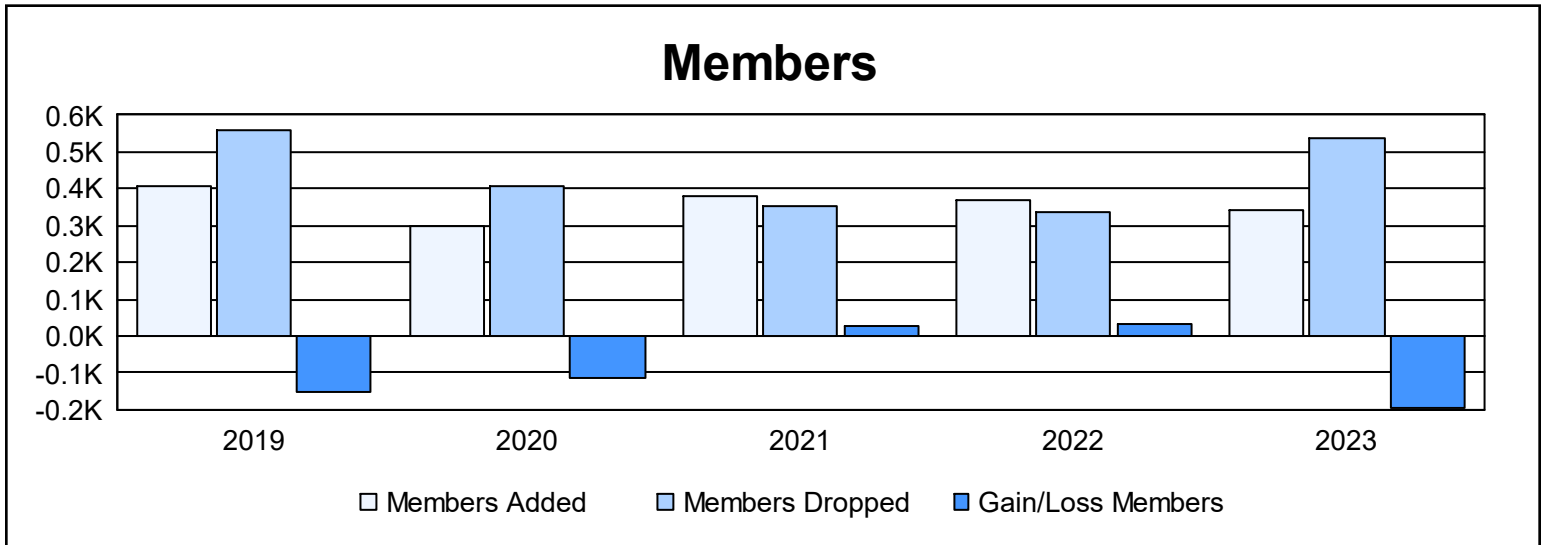
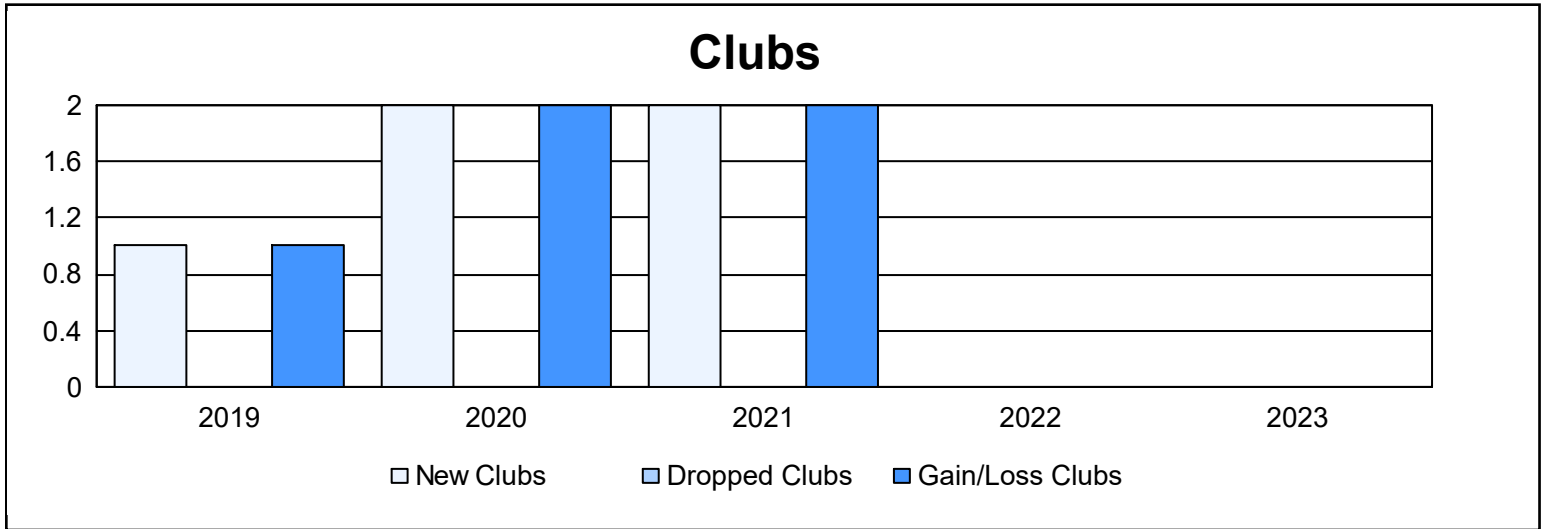
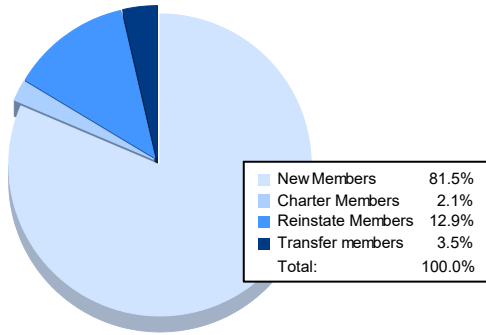


| Year | New Clubs | Dropped Clubs | Gain/ Loss Clubs | New Members | Charter Members | Reinstate Members | Transfer Members | Total Member Added | Total Members Dropped | Gain/ Loss Members |
|----------------|-----------|---------------|------------------|-------------|-----------------|-------------------|------------------|--------------------|-----------------------|--------------------|
| 2018-2019 | 1 | 0 | 1 | 291 | 34 | 68 | 16 | 409 | 561 | -152 |
| 2019-2020 | 2 | 0 | 2 | 193 | 62 | 28 | 13 | 296 | 409 | -113 |
| 2020-2021 | 2 | 0 | 2 | 260 | 70 | 38 | 12 | 380 | 351 | 29 |
| 2021-2022 | 0 | 0 | 0 | 256 | 11 | 85 | 15 | 367 | 336 | 31 |
| 2022-2023 | 0 | 0 | 0 | 277 | 7 | 44 | 12 | 340 | 535 | -195 |
| Average | 1 | 0 | 1 | 255 | 37 | 53 | 14 | 358 | 438 | -80 |



Membership Composition June 2023 Cumulative



Gender Composition June 2023 Cumulative

